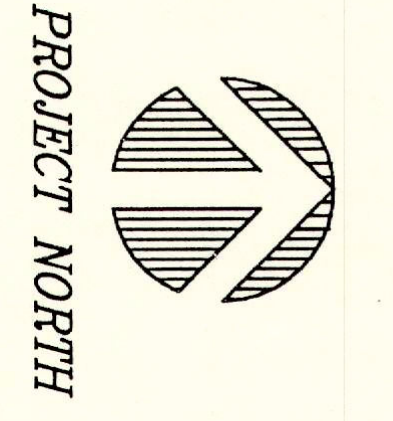
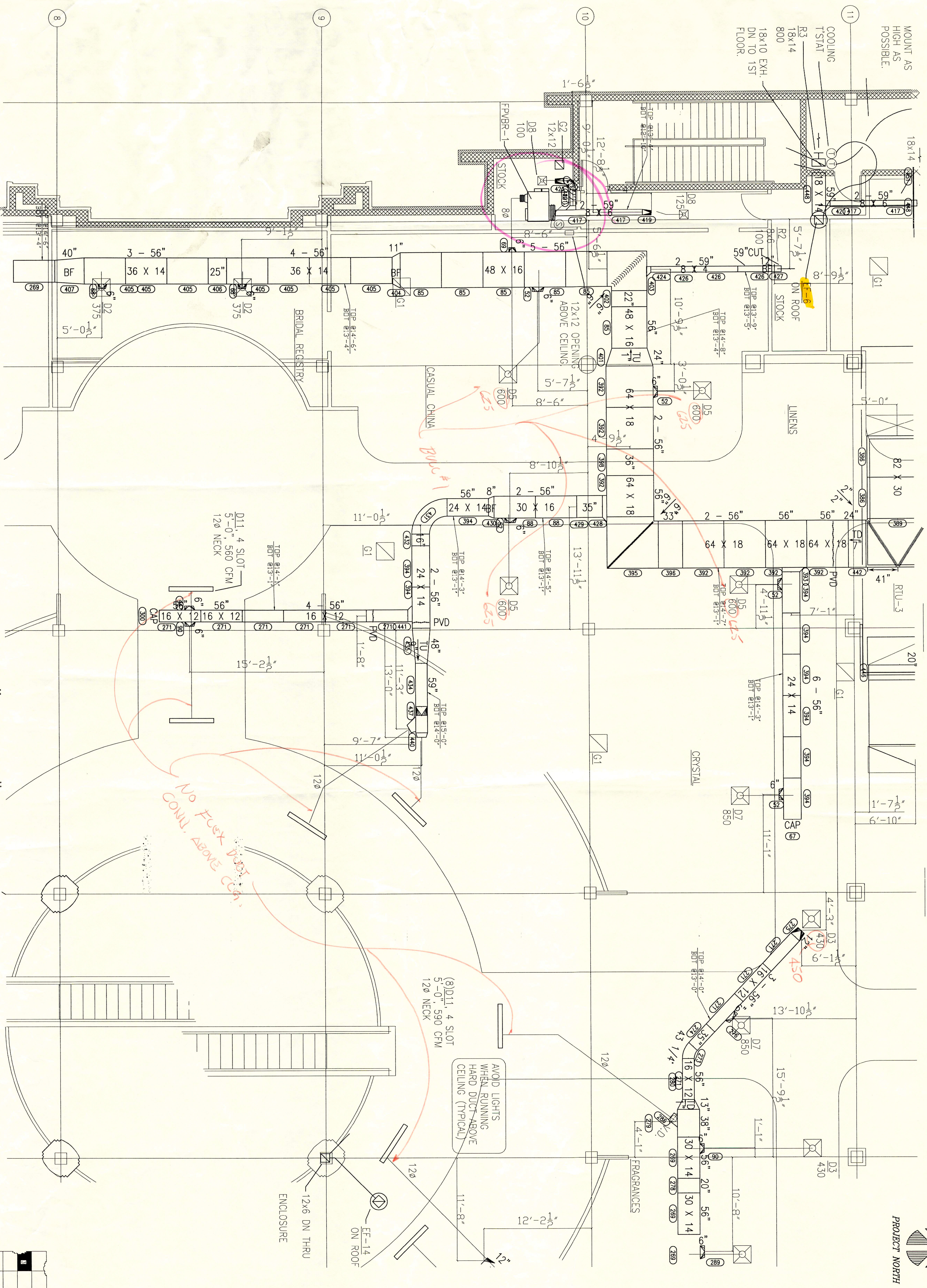


1988 by FHC, all rights reserved.
 No part of this drawing may be reproduced or transmitted in any form or by any means, electronic or mechanical, including photocopying, recording, or by any information storage and retrieval system, without the prior written permission of Franklin Holwerda Co.

1 SECOND FLOOR PLAN "AREA 3"

SCALE: 1/4" = 1'-0"

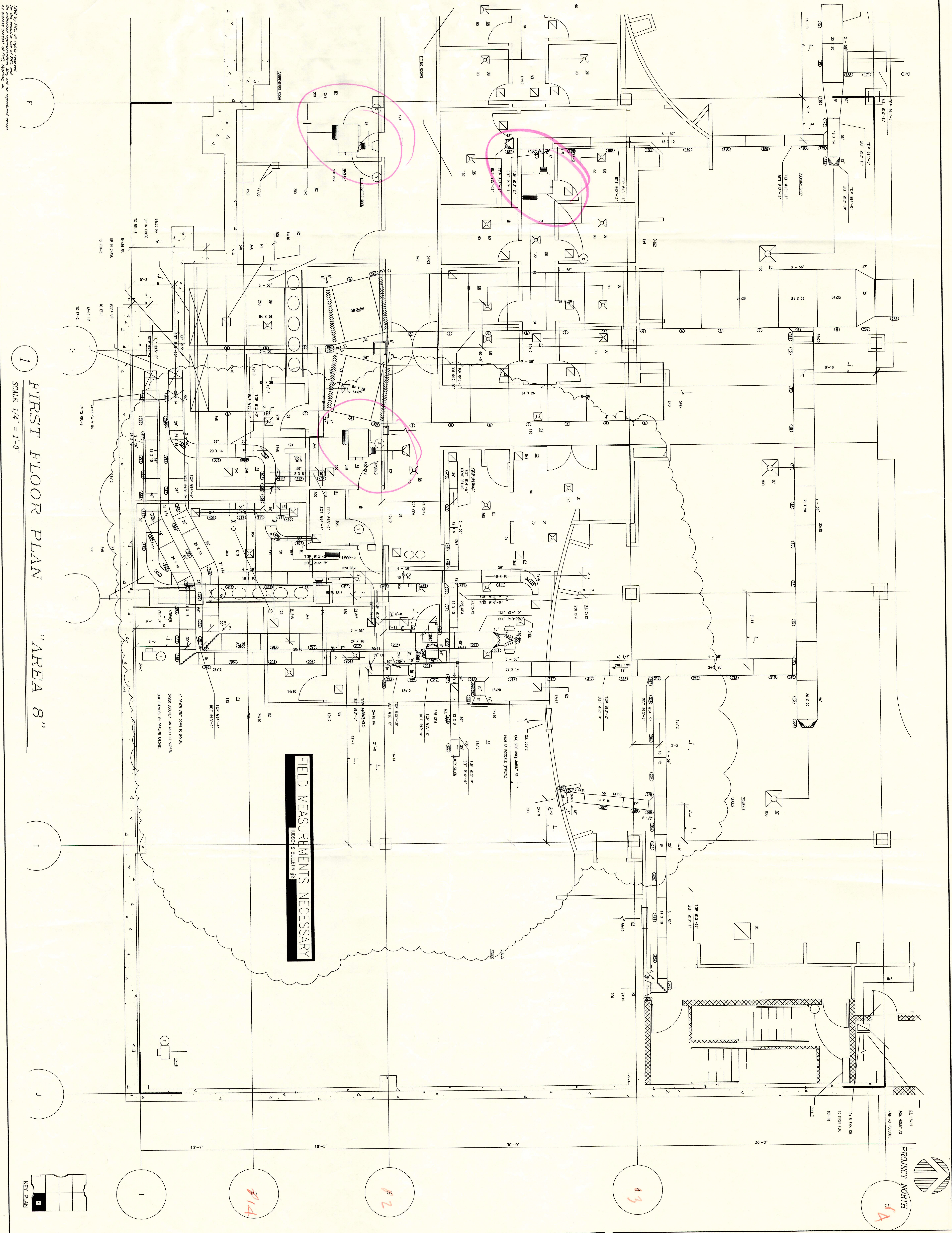


Project:
HUDSON'S RIVERTOWN CROSSINGS
 GRANDVILLE, MICHIGAN

FHC FRANKLIN HOLWERDA CO.
 • MECHANICAL • SHEET METAL • FIRE PROTECTION • SERVICE
 • 2509 29th St SW, PO Box 9100 • Wyoming, MI 48509 • PHONE (616) 538-3231 • FAX (616) 538-2797

FHC Job No. #42783 GREENER Job No. M102683	Revision:
Drawing By: Tony White	Date: 7/22/98
Scale: 1/4" = 1'-0"	Plot File: VIEW 3
CAD File: HUDSONS21.HPP2	

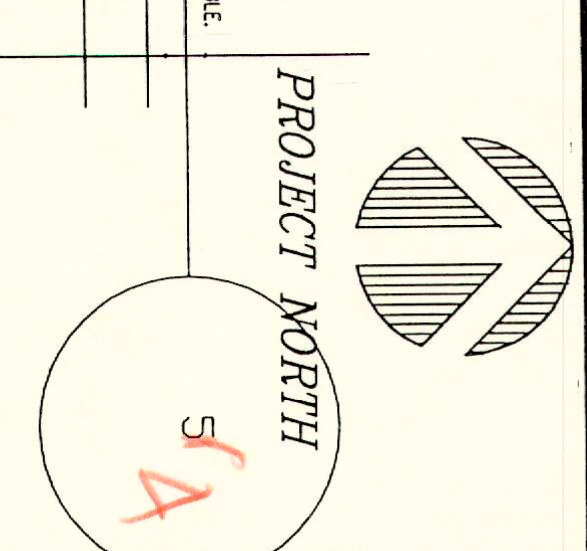
Sheet:
HPP2



1 FIRST FLOOR PLAN AREA 8

SCALE 1/4" = 1'-0"

FIELD MEASUREMENTS NECESSARY
HUDSON'S SUBMIT #1



KEY PLAN

1	2	3	4	5	6	7	8	9	10
A	B	C	D	E	F	G	H	I	J

Sheet: HPP2

Drawing By: Tony White
Scale: 1/4" = 1'-0"
Date: 7/20/98
View: 8
CAD File: HUDSONS_HPP2

FHC FRANKLIN HOLWERDA CO.
MECHANICAL • SHEET METAL • FIRE PROTECTION • SERVICE
2509 29th St SW, PO Box 3100 • Wyoming, MI 48509 • PHONE (616) 538-3231 • FAX (616) 538-2797

Revision:
#114
#2
#3
#4

FHC Job No: #42783
OWNER Job No: M102683

Project: HUDSON'S RIVERTOWN CROSSINGS
GRANDVILLE, MICHIGAN