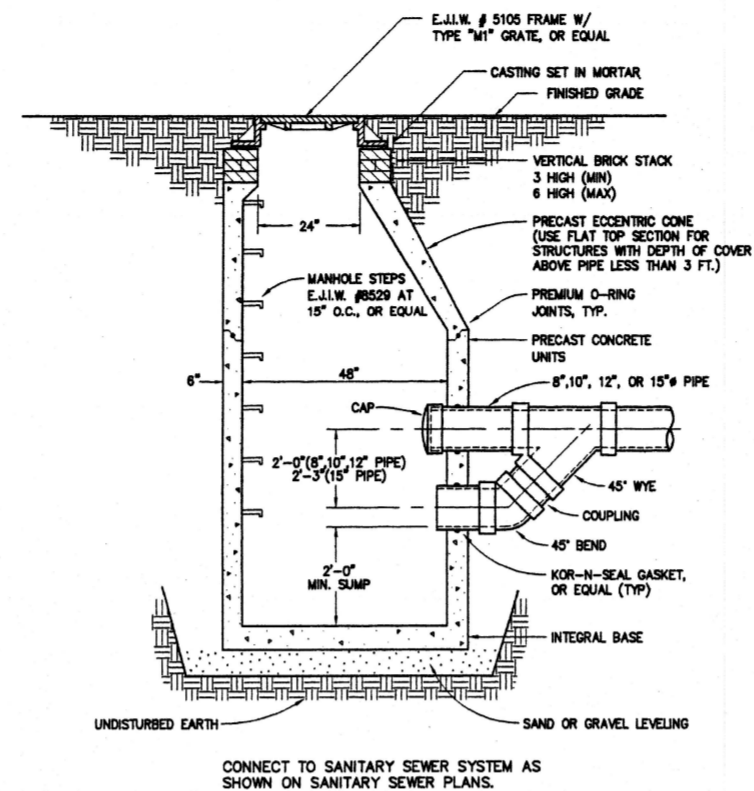


LOWER LEVEL PARKING STRUCTURE

SITE CONTRACTOR RESPONSIBLE FOR GRADING, PAVING AND CURBING IN LOWER LEVEL PARKING STRUCTURE AREA. RETAINING WALLS AND STRUCTURAL COMPONENTS ARE NOT IN THE CONTRACT. COLUMN LOCATIONS NOT SHOWN.

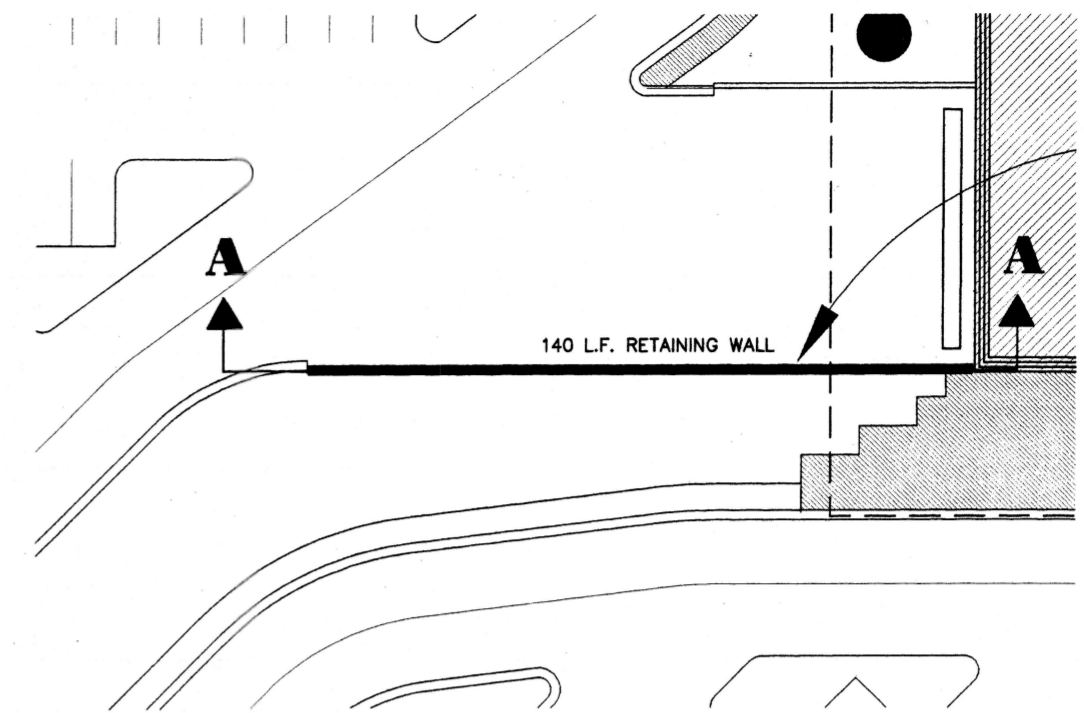
SCALE: 1" = 50'



SANITARY CATCH BASIN DETAIL

NO SCALE

CONNECT TO SANITARY SEWER SYSTEM AS SHOWN ON SANITARY SEWER PLANS.

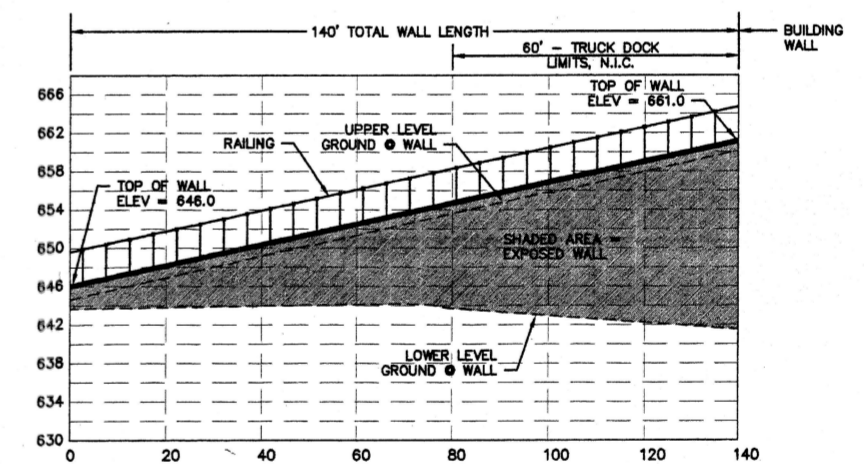


HUDSON'S RETAINING WALL

SCALE: 1" = 20'


NOTES:

1. DETAIL IS A DIMENSION PLAN ONLY. CONTRACTOR TO DESIGN WALL INCLUDING FOOTINGS, THICKNESS, REINFORCEMENT, AND REQUIRED RAILINGS.
2. CONTRACTOR TO COORDINATE THE DESIGN AND CONSTRUCTION OF RETAINING WALL WITH TRUCK DOCK WALL CONTRACTOR.

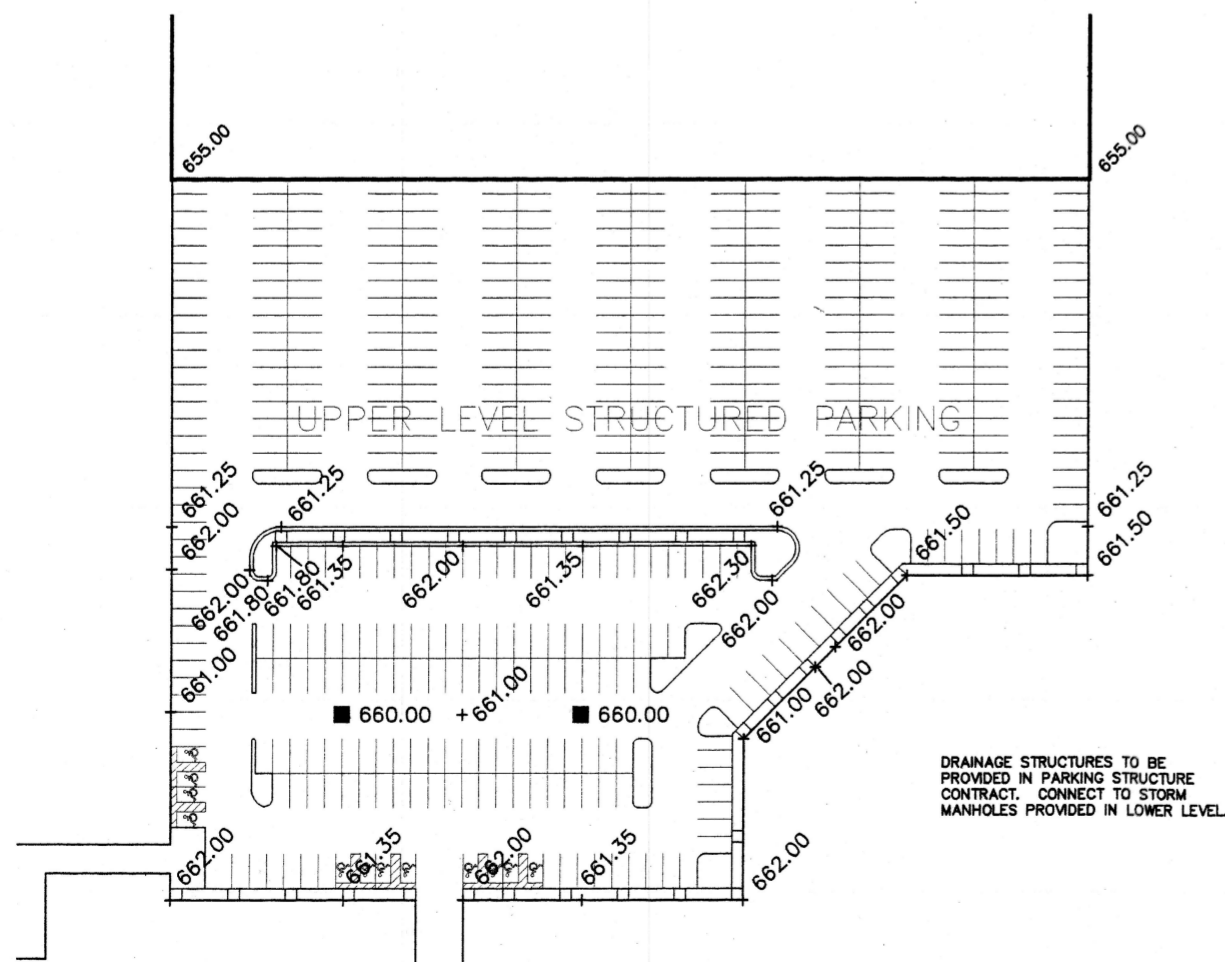


SECTION A-A

SCALE: 1" = 20' H
SCALE: 1" = 10' V



retaining wall & parking structure layout



UPPER LEVEL PARKING STRUCTURE N.I.C.

SCALE: 1" = 50'

DRAINAGE STRUCTURES TO BE PROVIDED IN PARKING STRUCTURE CONTRACT. CONNECT TO STORM MANHOLES PROVIDED IN LOWER LEVEL.

1300 Business Park Drive
Grandville, MI 49431
Tel: 616-796-3000
Fax: 616-796-4003

Gasling Czuhak
Engineering & Construction, Inc.
Engineers, Surveyors
Environmental Services

By: _____
Date: _____

Revision: _____

No. _____
Date: _____

Drawn By: _____
Checked By: _____
Date: 2-6-98
Scale: as noted

Location: PART OF THE NORTH 1/2 OF SECTION 25, T 6 N, R 13 W, CITY OF GRANDVILLE, KENT COUNTY, MICHIGAN

RETAINING WALL AND PARKING STRUCTURE LAYOUT
RiverTown Crossings

Project No. 96300.09
Sheet 35 of 36