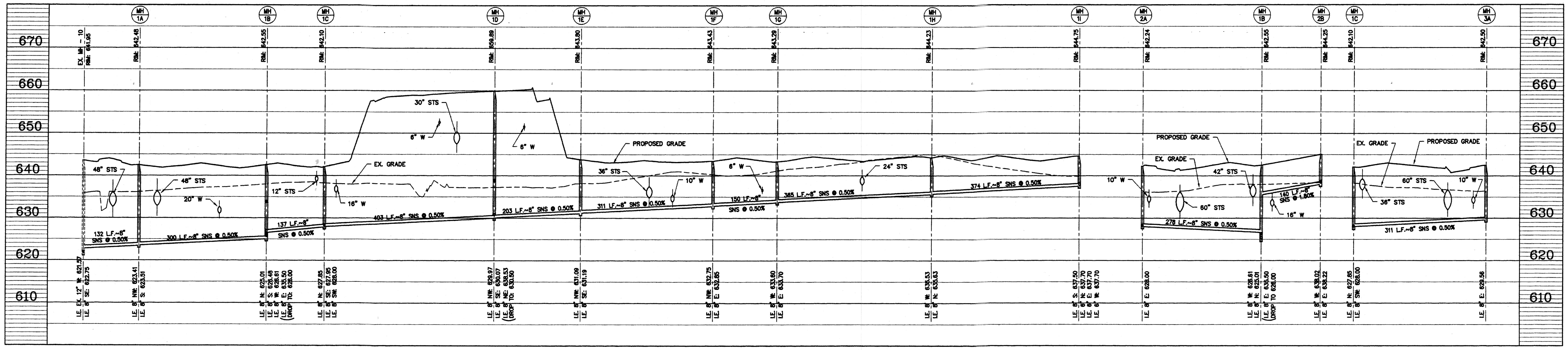
670
660
650
640
630
620
610
MH 1A
MH 1B
MH 1C
MH 1D
MH 1E
MH 1F
MH 1G
MH 1H
MH 1I
MH 2A
MH 1B
MH 2B
MH 1C
MH 3A
EX. MH - 10 RIM: 641.95
RIM: 642.48
RIM: 642.55
RIM: 642.10
RIM: 659.89
RIM: 643.90
RIM: 643.43
RIM: 643.29
RIM: 644.23
RIM: 644.75
RIM: 642.24
RIM: 642.55
RIM: 644.25
RIM: 642.10
RIM: 642.50
48" STS
48" STS
20" W
12" STS
16" W
EX. GRADE
30" STS
6" W
6" W
PROPOSED GRADE
36" STS
10" W
6" W
24" STS
PROPOSED GRADE
EX. GRADE
10" W
42" STS
60" STS
16" W
EX. GRADE
PROPOSED GRADE
60" STS
10" W
36" STS
132 L.F.~8" SNS @ 0.50%
300 L.F.~8" SNS @ 0.50%
137 L.F.~8" SNS @ 0.50%
403 L.F.~8" SNS @ 0.50%
203 L.F.~8" SNS @ 0.50%
311 L.F.~8" SNS @ 0.50%
150 L.F.~8" SNS @ 0.50%
385 L.F.~8" SNS @ 0.50%
374 L.F.~8" SNS @ 0.50%
278 L.F.~8" SNS @ 0.50%
140 L.F.~8" SNS @ 1.80%
311 L.F.~8" SNS @ 0.50%
I.E. EX. 12" W: 621.57
I.E. 8" SE: 622.75
I.E. 8" NW: 623.41
I.E. 8" S: 623.51
I.E. 8" N: 625.01
I.E. 8" S: 626.48
I.E. 8" W: 626.61
(I.E. 8" E: 635.50 DROP TO: 626.00)
I.E. 8" N: 627.85
I.E. 8" SE: 627.95
I.E. 8" SW: 628.00
I.E. 8" NW: 629.97
I.E. 8" SE: 630.07
(I.E. 8" NE: 638.53 DROP TO: 630.50)
I.E. 8" NW: 631.09
I.E. 8" SE: 631.19
I.E. 8" NW: 632.75
I.E. 8" E: 632.85
I.E. 8" W: 633.60
I.E. 8" E: 633.70
I.E. 8" W: 635.53
I.E. 8" N: 635.63
I.E. 8" S: 637.50
I.E. 6" N: 637.70
I.E. 6" E: 637.70
I.E. 6" W: 637.70
I.E. 8" E: 628.00
I.E. 8" W: 626.61
I.E. 8" N: 625.01
(I.E. 8" E: 635.50 DROP TO 628.00)
I.E. 8" W: 638.02
I.E. 8" E: 638.22
I.E. 8" N: 627.85
I.E. 8" SW: 628.00
I.E. 8" E: 629.56

SANITARY SEWER PROFILE

HORIZONTAL SCALE: 1" = 100'
VERTICAL SCALE: 1" = 10'

NOTE: FIELD VERIFY 6" SERVICE INLET LOCATION AND ELEVATION PRIOR TO INSTALLATION OF MANHOLE.

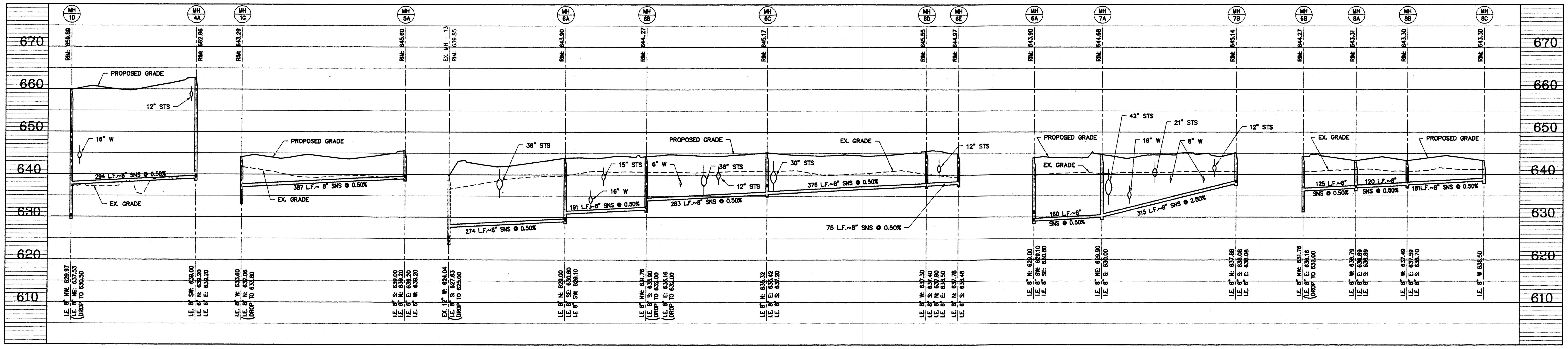
670
660
650
640
630
620
610
MH 1D
MH 4A
MH 1G
MH 5A
MH 6A
MH 6B
MH 6C
MH 6D
MH 6E
MH 6A
MH 7A
MH 7B
MH 6B
MH 8A
MH 8B
MH 8C
RIM: 659.89
RIM: 662.66
RIM: 643.29
RIM: 645.60
EX. MH - 13 RIM: 639.85
RIM: 643.90
RIM: 644.27
RIM: 645.17
RIM: 645.55
RIM: 644.97
RIM: 643.90
RIM: 644.68
RIM: 645.14
RIM: 644.27
RIM: 643.31
RIM: 643.30
RIM: 643.30
PROPOSED GRADE
12" STS
16" W
EX. GRADE
PROPOSED GRADE
EX. GRADE
36" STS
15" STS
6" W
36" STS
12" STS
16" W
PROPOSED GRADE
30" STS
EX. GRADE
12" STS
PROPOSED GRADE
EX. GRADE
42" STS
21" STS
16" W
8" W
12" STS
EX. GRADE
PROPOSED GRADE
294 L.F.~8" SNS @ 0.50%
387 L.F.~ 8" SNS @ 0.50%
274 L.F.~8" SNS @ 0.50%
191 L.F.~8" SNS @ 0.50%
283 L.F.~8" SNS @ 0.50%
376 L.F.~8" SNS @ 0.50%
75 L.F.~8" SNS @ 0.50%
160 L.F.~8" SNS @ 0.50%
315 L.F.~8" SNS @ 2.50%
125 L.F.~8" SNS @ 0.50%
120 L.F.~8" SNS @ 0.50%
181L.F.~8" SNS @ 0.50%
I.E. 8" NW: 629.97
(I.E. 8" NE: 637.53 DROP TO 630.50)
I.E. 8" SW: 639.00
I.E. 6" N: 639.20
I.E. 6" E: 639.20
I.E. 8" W: 633.60
(I.E. 8" N: 637.06 DROP TO 633.80)
I.E. 8" S: 639.00
I.E. 6" N: 639.20
I.E. 6" E: 639.20
I.E. 6" W: 639.20
EX. 12" W: 624.04
(I.E. 8" S: 627.63 DROP TO 625.00)
I.E. 8" N: 629.00
I.E. 8" SE: 630.80
I.E. 8" SW: 629.10
I.E. 8" NW: 631.76
(I.E. 8" S: 633.90 DROP TO 632.00)
(I.E. 8" E: 636.16 DROP TO 632.00)
I.E. 8" N: 635.32
I.E. 8" E: 635.42
I.E. 8" S: 637.20
I.E. 8" W: 637.30
I.E. 8" S: 637.40
I.E. 8" N: 637.90
I.E. 6" E: 638.50
I.E. 8" N: 637.78
I.E. 6" S: 638.48
I.E. 8" N: 629.00
I.E. 8" SW: 629.10
I.E. 8" SE: 630.80
I.E. 8" NE: 629.90
I.E. 8" S: 630.00
I.E. 8" N: 637.88
I.E. 6" S: 638.08
I.E. 6" E: 638.08
I.E. 8" NW: 631.76
(I.E. 8" E: 636.16 DROP TO 632.00)
I.E. 8" W: 636.79
I.E. 8" E: 636.89
I.E. 8" S: 636.89
I.E. 8" W: 637.49
I.E. 8" E: 637.59
I.E. 8" S: 638.70
I.E. 8" W 638.50

SANITARY SEWER PROFILE

HORIZONTAL SCALE: 1" = 100'
VERTICAL SCALE: 1" = 10'

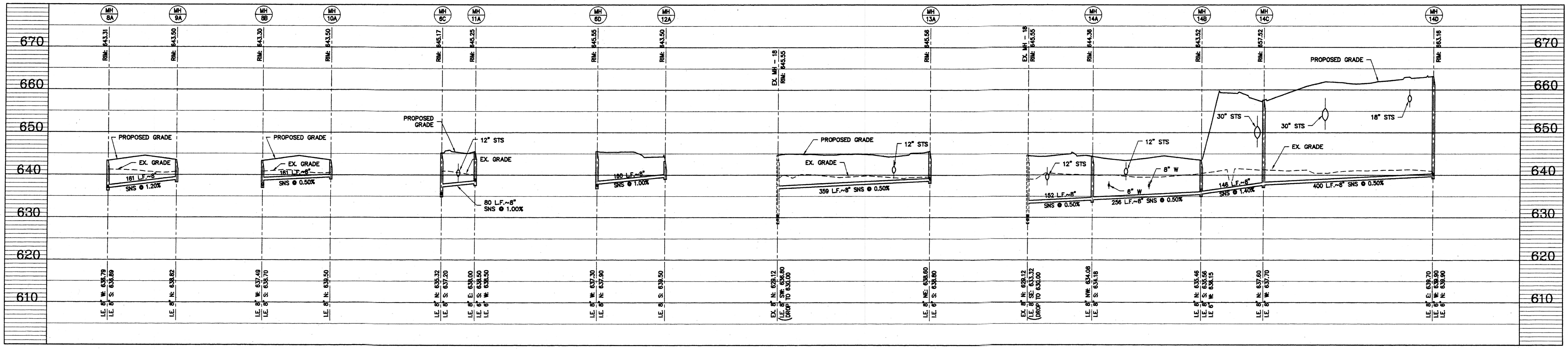
670
660
650
640
630
620
610
MH 8A
MH 9A
MH 8B
MH 10A
MH 6C
MH 11A
MH 6D
MH 12A
MH 13A
MH 14A
MH 14B
MH 14C
MH 14D
RIM: 643.31
RIM: 643.50
RIM: 643.30
RIM: 643.50
RIM: 645.17
RIM: 645.25
RIM: 645.55
RIM: 643.50
EX. MH - 18 RIM: 645.55
RIM: 645.56
EX. MH - 18 RIM: 645.55
RIM: 644.36
RIM: 643.52
RIM: 657.52
RIM: 663.16
PROPOSED GRADE
EX. GRADE
PROPOSED GRADE
EX. GRADE
PROPOSED GRADE
12" STS
EX. GRADE
PROPOSED GRADE
EX. GRADE
12" STS
12" STS
12" STS
8" W
6" W
30" STS
30" STS
PROPOSED GRADE
18" STS
EX. GRADE
161 L.F.~8" SNS @ 1.20%
161 L.F.~8" SNS @ 0.50%
80 L.F.~8" SNS @ 1.00%
180 L.F.~8" SNS @ 1.00%
359 L.F.~8" SNS @ 0.50%
152 L.F.~8" SNS @ 0.50%
256 L.F.~8" SNS @ 0.50%
146 L.F.~8" SNS @ 1.40%
400 L.F.~8" SNS @ 0.50%
I.E. 8" W: 636.79
I.E. 8" S: 636.89
I.E. 8" N: 636.82
I.E. 8" W: 637.49
I.E. 8" S: 638.70
I.E. 8" N: 639.50
I.E. 8" N: 635.32
I.E. 8" S: 637.20
I.E. 8" E: 638.00
I.E. 6" S: 638.50
I.E. 6" W: 638.50
I.E. 8" W: 637.30
I.E. 8" N: 637.90
I.E. 8" S: 639.50
EX. 8" N: 629.12
(I.E. 8" SW: 636.80 DROP TO 630.00)
I.E. 8" NE: 638.60
I.E. 6" S: 638.80
EX. 8" N: 629.12
(I.E. 8" SE: 633.32 DROP TO 630.00)
I.E. 8" NW: 634.08
I.E. 8" S: 634.18
I.E. 8" N: 635.46
I.E. 8" S: 635.56
I.E. 6" W: 636.15
I.E. 8" N: 637.60
I.E. 8" W: 637.70
I.E. 8" E: 639.70
I.E. 6" W: 639.90
I.E. 6" N: 639.90

SANITARY SEWER PROFILE

HORIZONTAL SCALE: 1" = 100'
VERTICAL SCALE: 1" = 10'

<net> E:\Gen-grth\97300.06\dwg\Swr-prof.dwg, 1=100, 02/05/98 at 16:31

ISSUED FOR CONSTRUCTION : 2-6-98

GoslingCzubak
engineering sciences, inc.
Engineers Surveyors
Environmental Services

1280 Business Park Drive
Traverse City, MI 49686-8607
616-946-9191
800-968-1062
Fax: 616-941-4603

By:

Revision:

No.: Date:

Drawn By: T.F/TLR
Checked By: TDH/DAC

Date: 2-4-98--
Scale: 1" = 100'

Location: PART OF THE NORTH 1/2 OF SECTION 29, T 6 N, R 12 W, CITY OF GRANDVILLE KENT COUNTY, MICHIGAN

Sheet Title: **SANITARY SEWER PROFILE**

Project: **RiverTown Crossings**

Project No. 96300.09

Sheet **29** of 36